



## ISOCRETE FLOOR SCREEDS

► A range of floor grouts & screeds designed to deliver the necessary strength required to install a quality floor finish.

# Isocrete Floor Screeds Technical Profile

---



Flowcrete's range of Isocrete Floor Screeds offer numerous advantages for use in both new build and refurbishment projects.

We are committed to the development of sustainable and environmentally friendly products and our Isocrete Floor Screeds range is no exception. Our screeds use by-products from heavy industry waste streams and reduce clean water consumption in screed construction.

What's more, some of our systems are even OPC (Ordinary Portland Cement) free, reducing carbon emissions. Our fast track screeds are less labour intensive than others, offering faster drying times to improve construction schedules across sectors where time saving is crucial.

With a huge portfolio of products to choose from, Isocrete Floor Screeds are versatile in application delivering reduced shrinkage, superior compressive strengths and impressive thermal conductivity in conjunction with under floor heating.

---

## Application Suitability



Healthcare



Education



Residential



Leisure



Airports



Retail



Transport



Industrial





# Product Selector

	DESCRIPTION	USES	FOOT TRAFFIC 20 °C	FLOOR FINISH	THICKNESS
<b>Isocrete K-Screed</b>	Strong and quick drying trowel applied proprietary cement sand screed.	General commercial use.	24 hours	After curing normally 1 week / 25 mm	15–75 mm
<b>Isocrete Heavy Duty K-Screed</b>	Systems available for weight saving, thermal insulation and impact sound insulations.	Highly trafficked areas.	24 hours	After curing normally 1 week / 25 mm	30–75 mm
<b>Isocrete 1500</b>	A rapid drying, pre-mixed, self-levelling cement based flooring compound free from protein.	Universal underlayment which can be applied by hand or pump.	2 hours	1 day / 10 mm	4–20 mm
<b>Isocrete Self Level Plus</b>	Protein free, pumped, self-levelling, pre mixed cement based underlayment.	General commercial use.	2–4 hours	1 day	2–4 mm
<b>Flowscreed Industrial Top</b>	A quick drying, cement based screed for levelling floors, laid via pump or hand.	Fast track refurbishment and new construction in factories and warehouses.	2–4 hours	1 day	4–20 mm

\*The above information indicates typical data given under suitable conditions and may vary accordingly.



FM 41035



## Application Suitability

✓	Shopping concourses and department stores
✓	Airport terminals and train stations
✓	Hospital corridors
✓	Stock rooms
✓	Lobbies and reception areas
✓	Plant rooms



## Isocrete K-Screed (15–75 mm)

A semi-dry cementitious screed, incorporating proprietary additives to produce an early drying and high strength screed with excellent impact resistance.

Designed to speed up construction schedules, the system can be modified to produce Heavy Duty K-Screed and is suitable for high traffic areas such as transport and retail concourses.



### Versatile Application:

Machine or hand applied only by approved licensees for a reliable finish.



### Strength:

High resistance to impact, largely increased with heavy-duty variety.



### Durable:

Holds its own against sustained foot traffic in busy commercial spaces.



### Fast Cure:

Cures within a couple of hours to allow for floor finishes to be applied.



### Approved:

Certified by the British Board of Agrément, Certificate No. 91/2678.



## Technical Profile

### APPLICATION SUITABILITY

New build

Refurbishment

### APPLICATION TYPE

Bonded

Unbonded

Floating

### COMPRESSIVE STRENGTH: STANDARD K-SCREED

BS EN 196-1

>25 N/mm<sup>2</sup>

### COMPRESSIVE STRENGTH: HEAVY DUTY K-SCREED

BS EN 196-1

>30 N/mm<sup>2</sup>

### DENSITY

1,800–2,000 kg / m<sup>3</sup>

### BRE TEST CATEGORY

BS 8204-1

Category A

### SPEED OF CURE\*\*

10 °C

20 °C

30 °C

Working Time

2–3 hrs

2 hrs

1.5 hrs

Light Foot Traffic

48 hrs

24 hrs

20 hrs

Full Traffic

7 days

7 days

7 days

Curing Under Polythene

7 days

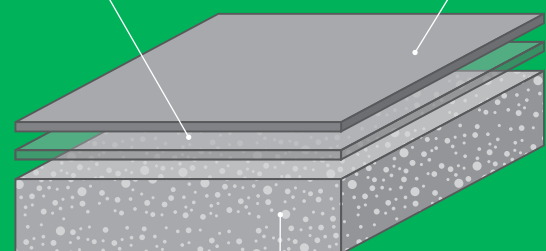
7 days

7 days

## Bonded Screed

Isocrete Polymer 70

Isocrete K-Screed



Prepared Substrate

\*\* Cure times at temperatures between 0–30 °C can be achieved by altering the quantity of catalyst used. For applications falling outside of this temperature range, please contact your local Flowcrete Technical Department.



# Isocrete 1500 (4–20 mm)

A fast drying, cement based underlayment allowing surfaces to be easily levelled prior to the installation of floor coverings.

Ideal for refurbishment and construction schedules, this self-smoothing screed offers a level platform for numerous floor types whilst delivering an easy, rapid installation process via pump or hand.



## Versatile Application:

Hand or pump applied with a self-levelling finish.



## Durable:

Holds its own against sustained foot traffic in busy commercial spaces.



## Fast Cure:

Fast track installation, setting and drying times.



## Protein Free:

System will not harbour bacteria, ideal for biologically sensitive applications.



## Technical Profile

### APPLICATION SUITABILITY

New build

Refurbishment

### APPLICATION TYPE

Bonded

### COMPRESSIVE STRENGTH (28 DAYS)

BS EN 196

30 N/mm<sup>2</sup>

### SHRINKAGE

<0.06%

### ADHESION TO C30 CONCRETE

>1 N/mm<sup>2</sup>

### FIRE RESISTANCE

EN 13501-1

E

### THERMAL RESISTANCE

Tolerant of sustained temperatures up to 50 °C

### IMPACT RESISTANCE

BS 8204-1

Category A

### SPEED OF CURE\*\*

10 °C

20 °C

Walk On

4–8 hrs

2–4 hrs

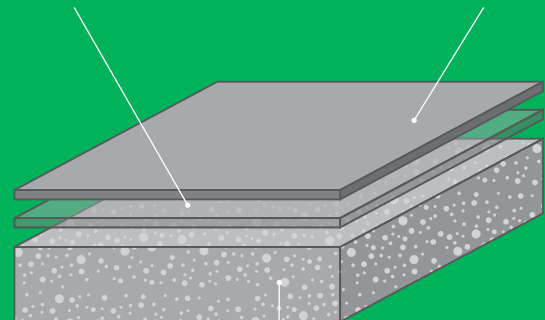
Full Traffic

2 days

2 days

Isocrete Primer

Isocrete 1500



Prepared Substrate

\*\* Cure times at temperatures between 0–30 °C can be achieved by altering the quantity of catalyst used. For applications falling outside of this temperature range, please contact your local Flowcrete Technical Department.



## Application Suitability

✓	Schools
✓	Retail outlets
✓	Hospitals
✓	Airports
✓	Prisons
✓	Offices
✓	Stadiums

# Isocrete Self Level Plus

(2–4 mm)

A strong, fast drying, cement-based underlayment allowing screeds to be easily levelled prior to the installation of floor finishes.

Delivering fast setting and drying times, this screed is ideal for busy industries that would benefit from minimised downtime.



## Versatile Application:

Hand or pump applied with a self-levelling finish.



## Durable:

Holds its own against sustained foot traffic in busy commercial spaces.



## Fast Cure:

Fast track installation, setting and drying times.



## Protein Free:

System will not harbour bacteria, ideal for biologically sensitive applications.



## Technical Profile

### APPLICATION SUITABILITY

New build

Refurbishment

### APPLICATION TYPE

Bonded

### COMPRESSIVE STRENGTH (28 DAYS)

BS EN 196

24 N/mm<sup>2</sup>

### SHRINKAGE

<0.06%

### ADHESION TO C30 CONCRETE

>1 N/mm<sup>2</sup>

### FIRE RESISTANCE

EN 13501-1

E

### IMPACT RESISTANCE

BS 8204-1

Category A

### SPEED OF CURE\*\*

10°C

20°C

Walk On

4–8 hrs

2–4 hrs

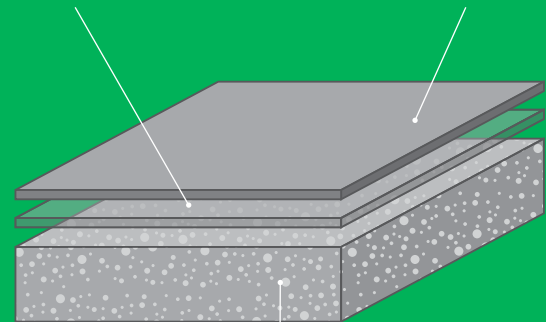
Full Traffic

2 days

2 days

Isocrete Primer

Isocrete Self Level Plus



Prepared Substrate

\*\* Cure times at temperatures between 0–30°C can be achieved by altering the quantity of catalyst used. For applications falling outside of this temperature range, please contact your local Flowcrete Technical Department.





## Application Suitability

✓	Schools
✓	Retail outlets
✓	Hospitals
✓	Airports
✓	Prisons
✓	Offices
✓	Hotels
✓	Factories







# Flowscreed Industrial Top

(4–20 mm)

A single component, quick drying, cement based screed for levelling floors, laid via pump or hand.

Strong and durable, this screed is used for fast track refurbishment and new construction where there is a demand for a smooth surface such as in factories and warehouses.



## Versatile Application:

Hand or pump applied with a smooth finish.



## Strength:

High strength and durability against general wear and tear.



## Fast Cure:

Fast drying times to minimise construction schedules.



## Protein Free:

System will not harbour bacteria, ideal for biologically sensitive applications.



## Technical Profile

### APPLICATION SUITABILITY

New build

Refurbishment

### COMPRESSIVE STRENGTH (28 DAYS)

35 N/mm<sup>2</sup>

### ADHESION TO C30 CONCRETE

>1 N/mm<sup>2</sup>

### PROTEIN CONTENT

Nil

### RECOMMENDED THICKNESS

By hand

4–20 mm

By pump

7–20 mm

### SPEED OF CURE\*\*

20°C

Working Time

20 mins

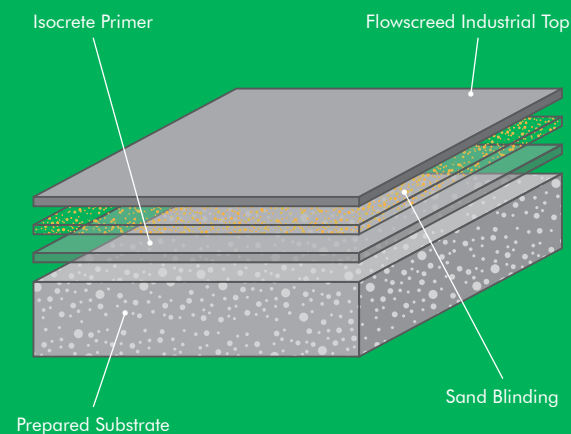
Walk On

2–4 hrs

Overcoating Time (10 mm)

1 day\*

\*Dependant upon thickness, ambient and substrate conditions.



\*\* Cure times at temperatures between 0-30°C can be achieved by altering the quantity of catalyst used. For applications falling outside of this temperature range, please contact your local Flowcrete Technical Department.



[www.flowcreteasia.com](http://www.flowcreteasia.com)



[asia@flowcrete.com](mailto:asia@flowcrete.com)

\*Whilst every care has been taken to ensure that the information included in this document was accurate at the time of printing, Tremco Construction Products Group APAC reserves the right to change product specifications at any time without prior notice. The photographs and colours reproduced in this publication are within the constraints of the printing process and are not to be used for matching purposes. All photographs are used for approximate representation only and may not show the actual products on offer. E&OE.

APAC020221

